
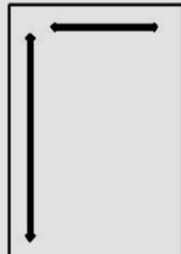





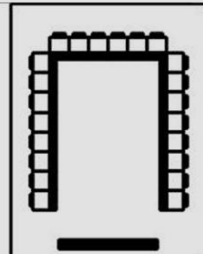
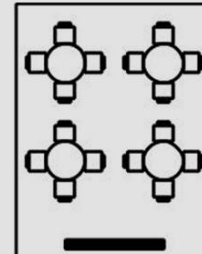


ESPAÇO	LARGURA E COMPRIMENTO	ÁREA TOTAL EM M ²	PÉ DIREITO	AUDITÓRIO	PLENÁRIA	ESPINHA DE PEIXE	U	BANQUETE
								
SALA 1	4,75 X 8,85	42	2,60	50	36	36	30	32
SALA 2	4,75 X 8,85	42	2,60	50	36	36	30	32
SALA 3	4,75 X 3,50	16,5	2,60	20	15	12	12	16
EXTERIOR	2,20 X 9,50	21	LIVRE	36	28	28	26	24